



THE MOST ADVANCED DRY ICE BLASTERS ON THE MARKET

AERO₂
U L T R A

PRODUCT BOOK



AERO₂ ULTRA SERIES

ULTRA TO THE CORE

The Cold Jet Aero₂ ULTRA series builds on years of innovation and introduces the most advanced dry ice blaster to the market. Our ULTRA series introduces new technology and world-class design making these machines ultra-reliable, ultra-versatile, and ultra-smart.

Our latest machine lineup offers:

- New state-of-the-art, ultra-cold weather motors, gearboxes, and cabling for better reliability and efficiency
- Proprietary control firmware and motor drivers for increased control of the machine
- Boosted, ultra-durable precision and performance applicators providing increased longevity in the harshest environments
- New patent-pending defrost cycle for moisture control, core cleaning, and more uptime*
- New core contamination control system to minimize the risk of contaminants entering the machine core*
- ...and more

*Only available on the PCS ULTRA





PCS ULTRA

ULTRA Versatile

The Aero₂ PCS ULTRA is the most versatile dry ice blasting machine on the market. Equipped with our patented particle control system (PCS), this machine offers the operator complete control of the particle size being blasted.

From 0.3mm to 3.0mm, this machine allows you to select from 1 of 28 particle sizes to dial in your blasting parameters for optimal performance.

Blasting a delicate surface? Select a smaller particle size, say 0.5mm, and blast at a lower pressure.

Blasting a stubborn contaminant? Select a larger particle size, say 2.4mm, and blast at a higher pressure.

AERO₂
U L T R A

WHICH MACHINE IS BEST FOR YOU?

Our Aero₂ ULTRA series offers two machines according to your unique needs.


PLT ULTRA

ULTRA Powerful

The Aero₂ PLT ULTRA is a full pellet dry ice blaster that offers greater blasting pressure. This machine offers greater power to tackle even the most stubborn contaminants, thanks to its innovative air system for a consistently powerful, pulse-free blast.

The PLT ULTRA utilizes Aero advancements that enable the machines to be the most efficient dry ice blasters available. With a 'straight through' air system and redesigned SureFlow™ feeding system, air pressure loss and dry ice sublimation are minimized within the machine. This allows the user to maximize air supply yield and reduce dry ice waste.





PCS
ULTRA

TECHNICAL SPECS

MACHINE DIMENSIONS

Length x Width x Height:
38.5 in x 19 in x 45 in
(98 cm x 48 cm x 114 cm)
Weight: 266 lb (120.6 kg)

POWER REQUIREMENTS

110/220 VAC (50/60 Hz)
4.5 AMPS

DRY ICE CAPACITY

Up to 60 lb (27 kg)

BLAST MEDIA

IN: 3mm dry ice pellets
OUT: 0.3 - 3mm
MicroParticles/pellets

VARIABLE FEED RATE

0-4 lb/min
(0-1.8 kg/min)

INTERNAL PIPING

3/4 in straight-through

AIR SUPPLY RANGE

40-145 psi (2.8-10 bar)

BLAST PRESSURE RANGE

20-145 psi (1.4-10 bar)

AIR CONSUMPTION

12-100 cfm at 80 psi
(0.33-2.83 m³/min at 5.5 bar)



Compliant with the EU Machinery Directive (CE) and UL Design Standards



PLT
ULTRA

TECHNICAL SPECS

MACHINE DIMENSIONS

Length x Width x Height:
38.5 in x 19 in x 45 in
(98 cm x 48 cm x 114 cm)
Weight: 243 lb (110.2 kg)

POWER REQUIREMENTS

110/220 VAC (50/60 Hz)
4.5 AMPS

DRY ICE CAPACITY

Up to 60 lb (27 kg)

BLAST MEDIA

IN: 3mm dry ice pellets
OUT: 3mm dry ice pellets

VARIABLE FEED RATE

0-6 lb/min
(0-2.7 kg/min)

INTERNAL PIPING

1 in straight-through

AIR SUPPLY RANGE

40-250 psi (2.8-17.2 bar)

BLAST PRESSURE RANGE

35-250 psi (2.4-17.2 bar)

AIR CONSUMPTION

50-165 cfm at 80 psi
(1.4-4.7 m³/min at 5.5 bar)



Compliant with the EU Machinery Directive (CE) and UL Design Standards




Learn more at coldjet.com

AERO₂ ULTRA PRODUCT BOOK #0919_06122026

NEW, STATE-OF-THE-ART MOTORS, GEARBOXES, AND CABLING

We completely redesigned the internal components of the ULTRA series, making these machines ultra-reliable and ultra-efficient. The new motor array is built with ultra-cold temperature motors that keep working even after long blasting cycles. Adding to these improvements, the ULTRA series now uses Cold Jet proprietary control firmware and motor drivers, improving the overall user experience and minimizing potential errors.



SUREFLOW FEEDER SYSTEM

Our patented SureFlow Feeder System incorporates thumpers, ramrods, vibrators, and an insulated hopper. This provides optimal hopper agitation to ensure that dry ice is consistently flowing through the system, providing a consistent blast stream.

PATENT-PENDING DEFROST CYCLE

Our PCS ULTRA is equipped with an industry-first, patent-pending defrost cycle that can be engaged automatically or manually and helps to reduce machine downtime in the event internal components freeze or clog. This new feature can be intuitively engaged from the applicator or HMI screen and will force ambient air into the core of the machine for up to 2 minutes to defrost the machine and get you back to blasting with minimal downtime.



CORE CONTAMINATION CONTROL

Dust and debris, especially in harsh environments, is now mitigated thanks to the PCS ULTRA enhancements to our internal components. By including an internal skirt around the particle control system the PCS ULTRA effectively keeps the smallest of debris out of the core components, making this machine ultra-dependable and minimizing routine maintenance.





ULTRA-DURABLE APPLICATORS

We have redesigned our precision and performance applicators to be ultra-rugged and easily serviceable. The new design includes IP67 rated components and watertight, sealed connectors for improved moisture egress.

ULTRA-SMART HMI

Operators can store up to 9 programmable recipes on the machine, allowing you to dial in your cleaning for specific applications, substrates, contaminants, etc. and recall them with confidence. The HMI also provides a password-protected lockout function allowing managers to lock operators out of adjusting settings which can cause excess dry ice usage or potential damage to delicate surfaces.





AUTOMATION & INTEGRATION CAPABLE

The Aero2 ULTRA series machines are equipped with everything needed to deploy them in an automated or integrated setting. Purchase of integration kit required.



ULTRA-INTUITIVE SERVICEABILITY

All of the improvements made to the Aero2 ULTRA series have been focused on providing the highest reliability and a streamlined user experience. If the machine quits operating due to an error the operator is able to scan a QR code on the HMI screen to quickly access troubleshooting for that specific error. In the event the operator cannot resolve the issue themselves, they can quickly submit a service ticket which will inform our service department with all the pertinent information such as machine serial number, firmware version, error codes and machine hours.



EXPANDED CONNECTIVITY OPTIONS

For operators with limited wireless Internet the ULTRA series now offers more ways to extract machine data. A new, easily accessible exterior panel offers a microSD card reader port and an Ethernet port giving the user more ways to extract data and gain control and insights over their blasting process.

Aeroz ULTRA Precision Package



A.



B.



C.



D.



E.



F.



G.



H.

A. Aeroz PCS ULTRA
Blaster unit

B. 1/2 in Precision Applicator
2E1561

C. Choice of 2 Precision Nozzles
See page 13 for detailed specifications

D. 1/2 in or 1 in Air Supply Hose
2N0184 - 1/2 in x 25 ft
2N0199 - 1 in x 25 ft

E. Choice of 1/2 in Blasting Hose
2N0706 - 12 ft Hybrid
2N0546 - 12 ft Rubber

F. Cold Jet CONNECT Analytics

G. 110V or 220V Plug & Cord
2G1591 - 110V (Americas)
2G1592 - 220V (International)

H. Air Filter / Separator
2M0039



A. Aero2 PCS ULTRA or PLT ULTRA
Choice of blaster unit

B. 3/4 in or 1 in Performance Applicator
Choice of applicator. See page 8 for detailed specifications

C. Choice of 1 Performance Nozzles
See pages 14-17 for detailed specifications

D. 1 in Air Supply Hose
2N0199 - 1 in x 25 ft

E. 3/4 in or 1 in Blasting Hose
Varies depending on applicator size and selection

F. Choice of Nozzle Handle*
G. Cold Jet CONNECT Analytics

H. 110V or 220V Plug & Cord
2G1591 - 110V (Americas)
2G1592 - 220V (International)

I. Air Filter / Separator
2M0039

*Tube Nozzle Handle is included. Upgrade charge applies to Comfort Handle.



Applicators

	Applicator	Part #	Description
A.	Aeroz Precision Applicator, 1/2"	2E1561	Small, ergonomically designed applicator allows for ease of use, greater control of blasting and reduced arm fatigue.
B.	Aeroz Advanced Performance, 1" (5 Function)	2E1684	The Advanced Performance Applicators offer a greater level of control when blasting. The operator can easily adjust blasting parameters at the applicator.
C.	Aeroz Advanced Performance, 3/4" (5 Function)	2E1683	The Advanced Performance Applicators offer a greater level of control when blasting. The operator can easily adjust blasting parameters at the applicator.
D.	Aeroz Heavy Duty Advanced Performance, 1"	2E1685	The Heavy Duty Advanced Performance Applicator is built to endure tough environments while offering a greater level of control when blasting. The operator can easily adjust blasting parameters at the applicator.
E.	Aeroz Performance Applicator, 1"	2E1562	Lightweight and ergonomically designed applicator allows for easy use and reduced arm fatigue. Features hopper level indicator and built in lights.
F.	Aeroz Performance Applicator, 3/4"	2E1563	Lightweight and ergonomically designed applicator allows for easy use and reduced arm fatigue. Features hopper level indicator and built in lights.

Selection of one applicator is included in the Basic Package price.

Precision Nozzles For Precision Applicator



MC13, MC19, MC31



MC47, MC28, MC35



MC25A45, MC25A90



MC26M, MC29MH

Nozzle	Air Consumption	Blast Swath	Feed Rate	Length	Material	Compatible Handle
MC13 (Yellow)	12cfm @ 80psi (0.3m ³ /min @ 5.5 bar)	0.13 in (0.3 cm)	0.1 - 0.4 lb/min (0.05 - 0.2 kg/min)	6 in (15.2 cm)	Plastic	n/a
MC19 (White)	30cfm @ 80psi (0.8m ³ /min @ 5.5 bar)	0.19 in (0.5 cm)	0.2 - 1 lb/min (0.1 - 0.5 kg/min)	6 in (15.2 cm)	Plastic	n/a
MC31 (Blue)	50cfm @ 80psi (1.4m ³ /min @ 5.5 bar)	0.31 in (0.8 cm)	0.5-1.2 lb/min (0.2-0.6 kg/min)	6 in (15.2 cm)	Plastic	n/a
FAN NOZZLES						
MC47	25cfm @ 80psi (0.7m ³ /min @ 5.5 bar)	0.47 in (1.2 cm)	0.2 - 1 lb/min (0.1 - 0.5 kg/min)	6 in (15.2 cm)	Plastic & Aluminum	n/a
MC28	25cfm @ 80psi (0.7m ³ /min @ 5.5 bar)	0.28 in (0.7 cm)	0.2 - 1 lb/min (0.1 - 0.5 kg/min)	6 in (15.2 cm)	Plastic & Aluminum	n/a
MC35	25cfm @ 80psi (0.7m ³ /min @ 5.5 bar)	0.35 in (0.9 cm)	0.2 - 1 lb/min (0.1 - 0.5 kg/min)	6 in (15.2 cm)	Plastic & Aluminum	n/a
MC88F	25cfm @ 80psi (0.7m ³ /min @ 5.5 bar)	0.88 in (2.2 cm)	0.2 - 1 lb/min (0.1 - 0.5 kg/min)	5 in (12.7 cm)	Plastic & Aluminum	n/a
MC88	30cfm @ 80psi (0.8m ³ /min @ 5.5 bar)	0.88 in (2.2 cm)	0.5-1.2 lb/min (0.2-0.6 kg/min)	5 in (12.7 cm)	Plastic & Aluminum	n/a
ANGLED NOZZLES						
MC25A45	25cfm @ 80psi (0.7m ³ /min @ 5.5 bar)	0.25 in (0.6 cm)	0.2 - 1 lb/min (0.1 - 0.5 kg/min)	6 in (15.2 cm)	Plastic & Aluminum	n/a
MC25A90	25cfm @ 80psi (0.7m ³ /min @ 5.5 bar)	0.25 in (0.6 cm)	0.2 - 1 lb/min (0.1 - 0.5 kg/min)	6 in (15.2 cm)	Plastic & Aluminum	n/a
ADVANCED NOZZLES						
MC26M	35cfm @ 80psi (1.0m ³ /min @ 5.5 bar)	0.26 in (0.7 cm)	0.2 - 1.2 lb/min (0.1 - 0.6 kg/min)	5 in (12.7 cm)	Plastic & Aluminum	n/a
MC29MH	50cfm @ 80psi (1.5m ³ /min @ 5.5 bar)	0.29 in (0.7 cm)	0.5-1.2 lb/min (0.2-0.6 kg/min)	6 in (15.2 cm)	Plastic & Aluminum	n/a
MC50AL	25cfm @ 80psi (0.7m ³ /min @ 5.5 bar)	0.50 in (1.3 cm)	0.2 - 1.2 lb/min (0.1 - 0.6 kg/min)	2.4 in (6.1 cm)	Aluminum	n/a
MC31AL	25cfm @ 80psi (0.7m ³ /min @ 5.5 bar)	0.31 in (0.8 cm)	0.2 - 1.2 lb/min (0.1 - 0.6 kg/min)	7 in (17.8 cm)	Aluminum	n/a
MC57	50cfm @ 80psi (1.5m ³ /min @ 5.5 bar)	0.57 in (1.4 cm)	0.5-1.2 lb/min (0.2-0.6 kg/min)	7.3 in (18.5 cm)	Aluminum	n/a

Low and Standard Flow Nozzles For Performance Applicators



106S.6



110S.6



123S.7



310S.5



312S1



323S1

Nozzle	Air Consumption	Blast Swath	Feed Rate	Length	Material	Compatible Handle
106S.6	50cfm @ 80psi (1.4m ³ /min @ 5.5 bar)	0.6 in (1.5 cm)	1 - 3 lb/min (0.5 - 1.4 kg/min)	6 in (15.2 cm)	Anodized Aluminum	n/a
108S.4	60cfm @ 80psi (1.7m ³ /min @ 5.5 bar)	0.4 in (1.01 cm)	1 - 3 lb/min (0.5 - 1.4 kg/min)	8 in (20.3 cm)	Anodized Aluminum	2E0209
110S.6	50cfm @ 80psi (1.4m ³ /min @ 5.5 bar)	0.6 in (1.5 cm)	1-3 lb/min (0.5-1.4 kg/min)	10 in (25.4 cm)	Anodized Aluminum	2E0209 2E1180*
123S.7	50cfm @ 80psi (1.4m ³ /min @ 5.5 bar)	0.7 in (1.8 cm)	1-3 lb/min (0.5-1.4 kg/min)	23 in (58.4 cm)	Anodized Aluminum	2E0209 2E1180*
310S.5	100cfm @ 80psi (2.8m ³ /min @ 5.5 bar)	0.45 in (1.1 cm)	2-4 lb/min (0.9-1.8 kg/min)	10 in (25.4 cm)	Aluminum	2E0275 2E1209*
312S1	100cfm @ 80psi (2.8m ³ /min @ 5.5 bar)	1 in (2.5 cm)	2-4 lb/min (0.9-1.8 kg/min)	12 in (30.5 cm)	Aluminum	2E0289 2E1182*
312S2	100cfm @ 80psi (2.8m ³ /min @ 5.5 bar)	1.8 in (4.6 cm)	2-4 lb/min (0.9-1.8 kg/min)	12 in (30.5 cm)	Aluminum	2E0289 2E1182*
323S1	100cfm @ 80psi (2.8m ³ /min @ 5.5 bar)	1 in (2.5 cm)	2-4 lb/min (0.9-1.8 kg/min)	23 in (58.4 cm)	Aluminum	2E0209 2E1180*
323S2	100cfm @ 80psi (2.8m ³ /min @ 5.5 bar)	2 in (5 cm)	2-4 lb/min (0.9-1.8 kg/min)	23 in (58.4 cm)	Aluminum	2E0289

*Comfort Handles



507S2

510S.6

523P1

533S1

533S2

Nozzle	Air Consumption	Blast Swath	Feed Rate	Length	Material	Compatible Handle
507S2	165cfm @ 80psi (4.7m ³ /min @ 5.5 bar)	2 in (5.1 cm)	3 - 5 lb/min (1.4 - 2.3 kg/min)	7 in (17.8 cm)	Aluminum	2E0352
510S.6	140cfm @ 80psi (3.9m ³ /min @ 5.5 bar)	0.6 in (1.5 cm)	2 - 4 lb/min (0.9 - 1.8 kg/min)	10 in (25.4 cm)	Aluminum	2E0275 2E1180*
503M.8 (MERN Technology)	150cfm @ 80psi (4.2m ³ /min @ 5.5 bar)	0.6 in (1.5 cm)	3 - 5 lb/min (1.4 - 2.3 kg/min)	3 in (7.6 cm)	Aluminum	n/a
505M.8 (MERN Technology)	150cfm @ 80psi (4.2m ³ /min @ 5.5 bar)	0.6 in (1.5 cm)	3 - 5 lb/min (1.4 - 2.3 kg/min)	5 in (12.7 cm)	Aluminum	
508M.8 (MERN Technology)	150cfm @ 80psi (4.2m ³ /min @ 5.5 bar)	0.6 in (1.5 cm)	3 - 5 lb/min (1.4 - 2.3 kg/min)	8 in (20.3 cm)	Aluminum	2E0209 2E1180*
523M1 (MERN Technology)	150cfm @ 80psi (4.2m ³ /min @ 5.5 bar)	1 in (2.5 cm)	3 - 5 lb/min (1.4 - 2.3 kg/min)	23 in (58.4 cm)	Aluminum	2E0209 2E1180*
523P1	150cfm @ 80psi (4.2m ³ /min @ 5.5 bar)	1 in (2.5 cm)	3 - 5 lb/min (1.4 - 2.3 kg/min)	23 in (58.4 cm)	Polymer	2E0289 2E1182*
523S2	150cfm @ 80psi (4.2m ³ /min @ 5.5 bar)	1 in (2.5 cm)	3 - 5 lb/min (1.4 - 2.3 kg/min)	23 in (58.4 cm)	Aluminum	2E0209 2E1180*
523S3	165cfm @ 80psi (4.7m ³ /min @ 5.5 bar)	3 in (7.6 cm)	3 - 5 lb/min (1.4 - 2.3 kg/min)	23 in (58.4 cm)	Aluminum	2E0287
523S4	150cfm @ 80psi (4.2m ³ /min @ 5.5 bar)	4 in (10.2 cm)	3 - 5 lb/min (1.4 - 2.3 kg/min)	23 in (58.4 cm)	Aluminum	2E0287
533S1 [†]	150cfm @ 80psi (4.2m ³ /min @ 5.5 bar)	1 in (2.5 cm)	3 - 5 lb/min (1.4 - 2.3 kg/min)	33 in (83.8 cm)	Aluminum	2E0209 2E1180*
533S2 [†]	150cfm @ 80psi (4.2m ³ /min @ 5.5 bar)	2 in (5.1 cm)	3 - 5 lb/min (1.4 - 2.3 kg/min)	33 in (83.8 cm)	Aluminum	2E0289 2E1182*

*Comfort Handles [†]Recommended for use where blast pressure is >140 psi (9.7 bar)

04

Variable Fragmenting MERN Nozzles* For PLT Performance Applicators



Nozzle	Air Consumption	Blast Swath	Feed Rate	Length	Material	Compatible Handle
110V.6	50cfm @ 80psi (1.4m ³ /min @ 5.5 bar)	0.6 in (1.5 cm)	1 - 3 lb/min (0.5 - 1.4 kg/min)	10 in (25.4 cm)	Aluminum	2E0289 2E1182†
123V.7	50cfm @ 80psi (1.4m ³ /min @ 5.5 bar)	0.7 in (1.8 cm)	1 - 3 lb/min (0.5 - 1.4 kg/min)	23 in (58.4 cm)	Aluminum	2E0209 2E1180†
312V1	100cfm @ 80psi (2.8m ³ /min @ 5.5 bar)	1 in (2.5 cm)	2 - 4 lb/min (0.9 - 1.8 kg/min)	12 in (30.5 cm)	Aluminum	2E0289 2E1182†
312V2	100cfm @ 80psi (2.8m ³ /min @ 5.5 bar)	1.8 in (4.6 cm)	2 - 4 lb/min (0.9 - 1.8 kg/min)	12 in (30.5 cm)	Aluminum	2E0289 2E1182†
323V1	100cfm @ 80psi (2.8m ³ /min @ 5.5 bar)	1 in (2.5 cm)	2 - 4 lb/min (0.9 - 1.8 kg/min)	23 in (58.4 cm)	Aluminum	2E0289 2E1182†
323V2	100cfm @ 80psi (2.8m ³ /min @ 5.5 bar)	2 in (5.1 cm)	2 - 4 lb/min (0.9 - 1.8 kg/min)	23 in (58.4 cm)	Aluminum	2E0289 2E1182†
508V.8	150cfm @ 80psi (4.2m ³ /min @ 5.5 bar)	0.8 in (2 cm)	3 - 5 lb/min (1.4 - 2.3 kg/min)	8 in (20.3 cm)	Aluminum	2E0289 2E1182†
523V2	150cfm @ 80psi (4.2m ³ /min @ 5.5 bar)	2 in (5.1 cm)	3 - 5 lb/min (1.4 - 2.3 kg/min)	23 in (58.4 cm)	Aluminum	2E0289 2E1182†
523V3	150cfm @ 80psi (4.2m ³ /min @ 5.5 bar)	3 in (7.6 cm)	3 - 5 lb/min (1.4 - 2.3 kg/min)	23 in (58.4 cm)	Aluminum	2E0289
523V4	150cfm @ 80psi (4.2m ³ /min @ 5.5 bar)	4 in (10.2 cm)	3 - 5 lb/min (1.4 - 2.3 kg/min)	23 in (58.4 cm)	Aluminum	2E0287

*Upgrade charge applies †Comfort Handles



112HK



307A45H1



114P.5



308A45H.8



317A90H1



509C

Nozzle & Angle	Air Consumption	Blast Swath	Feed Rate	Length	Material
112HK 160°	70cfm @ 80psi (2.0m ³ /min @ 5.5 bar)	0.25 in (0.6 cm)	1 - 3 lb/min (0.5 - 1.4 kg/min)	6 x 2 in (30.5 x 5.1 cm)	Polymer Coated SST
114P.5 Straight	70cfm @ 80psi (2.0m ³ /min @ 5.5 bar)	0.25 in (0.6 cm)	1 - 3 lb/min (0.5 - 1.4 kg/min)	10.3 in (26.2 cm)	Polymer
307A135V.8 135°	100cfm @ 80psi (2.8m ³ /min @ 5.5 bar)	0.75 in (1.9 cm)	2-4 lb/min (0.9-1.8 kg/min)	7.3 x 6.3 in (18.6 x 16 cm)	Polymer Coated SST
307A45H1 45°	100cfm @ 80psi (2.8m ³ /min @ 5.5 bar)	1 in (2.5 cm)	2-4 lb/min (0.9-1.8 kg/min)	7.3 x 5 in (18.6 x 12.7cm)	Polymer Coated SST
307A90H.8 90°	100cfm @ 80psi (2.8m ³ /min @ 5.5 bar)	0.75 in (1.9 cm)	2-4 lb/min (0.9-1.8 kg/min)	7 x 5.3 in (17.8 x 13.5cm)	Polymer Coated SST
307A90V1 90°	100cfm @ 80psi (2.8m ³ /min @ 5.5 bar)	1 in (2.5 cm)	2-4 lb/min (0.9-1.8 kg/min)	7.3 x 7 in (18.6 x 17.8 cm)	Polymer Coated SST
308A45H.8 45°	100cfm @ 80psi (2.8m ³ /min @ 5.5 bar)	0.75 in (1.9 cm)	2-4 lb/min (0.9-1.8 kg/min)	7.7 x 3.5 in (19.6 x 8.9 cm)	Polymer Coated SST
308A45V.8 45°	100cfm @ 80psi (2.8m ³ /min @ 5.5 bar)	0.75 in (1.9 cm)	2-4 lb/min (0.9-1.8 kg/min)	7.8 x 3.5 in (19.8 x 8.9 cm)	Polymer Coated SST
309A45H.8 45°	120cfm @ 80psi (3.4m ³ /min @ 5.5 bar)	0.75 in (1.9 cm)	3-5 lb/min (1.4-2.3 kg/min)	8.9 x 4 in (22.6 x 10.2 cm)	Aluminum
317A90H1 90°	100cfm @ 80psi (2.8m ³ /min @ 5.5 bar)	1 in (2.5 cm)	2-4 lb/min (0.9-1.8 kg/min)	16.6 x 3.4 in (42.2 x 8.6 cm)	Polymer Coated SST
509C 22° Cone	175cfm @ 80psi (5m ³ /min @ 5.5 bar)	n/a	3-5 lb/min (1.4-2.3 kg/min)	9 in (22.9 cm)	Multi

PRO-TIP

These nozzles have various configurations for special applications and operate with the air consumption rates as noted.

ENHANCE PRODUCTIVITY THROUGH AN UNRIVALED INTELLIGENCE,
CUSTOMER SERVICE, AND SUPPORT PLATFORM

Cold Jet CONNECT introduces Industry 4.0 capabilities to our portfolio of dry ice technologies, providing you with a clear view of the data you need to make decisions that will accelerate your return on investment and profitability through increased machine efficiency and uptime.

Cold Jet CONNECT enables tracking and support of your installed fleet of Cold Jet equipment and helps you understand, control, delegate and orchestrate your daily business without us needing to be physically present.

Advancing dry ice technologies is what we do best. Cold Jet CONNECT offers actionable insights so you can focus on what you do best.

**Analytical platform and machine tracking only available for smart machines (Aero2 PCS ULTRA, Aero2PLT ULTRA & i³ MicroClean 2)*

FEATURES & BENEFITS

- MACHINE DOCUMENTATION AT YOUR FINGERTIPS
- MACHINE & APPLICATION TRAINING
- MACHINE ANALYTICS INCLUDING DRY ICE USAGE, TRIGGER PULLS, AND BLASTING TIME
- MACHINE LOCATION REPORTING
- REMOTE SUPPORT AND ASSISTANCE PLATFORM
- ON-SITE PREVENTATIVE MAINTENANCE

CONNECT BASIC ** Included with ULTRA Blasters*



MACHINE DOCUMENTATION AT YOUR FINGERTIPS

- + Operator Manuals
- + Parts & Accessory Catalog



SERVICE & SUPPORT ANYWHERE

- + Standard 1 Year Warranty



MACHINE & APPLICATION TRAINING

- + Videos On-Demand

CONNECT ANALYTICS ** Smart (IoT Enabled) Blasters ONLY*



IoT DATA & REMOTE SUPPORT

- + Machine Utilization & Dry Ice Usage / Feed Rates
- + Historical Service Records & Maintenance Notifications
- + Pre-Configured & Custom Job Reporting
- + Remote Support Capabilities

CONNECT ENTERPRISE ** Smart (IoT Enabled) Blasters ONLY*



CARE ASSURANCE

- + Additional Year of Standard Manufacturer Warranty (Renew for up to 3 Years Total)



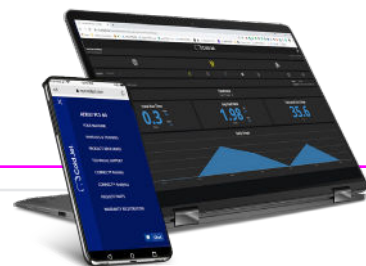
ON-SITE PREVENTATIVE MAINTENANCE

- + Performed by Certified Cold Jet Technician
- + One Annual On-site Service Call



REMOTE ASSISTANCE PLATFORM

- + Certified Cold Jet Technicians on call
- + Mobile friendly platform for technical support from any Internet connected device





Global Headquarters
Loveland, Ohio, USA

European Headquarters
Zellik, Belgium

Asia-Pacific Headquarters
Shanghai, China

